

## BEECH KITCHEN

- Doors - Beech/Bandon Design
- Comice - Shaker Style
- Handles - Stainless Steel
- Sink - Leisure
- Tap/Mixer - Vento







## IVORY KITCHEN

Doors - Ivory / Bandon Design

Worktop - Black Granite

Sink - Belfast Double

Handles - Black Latch

Corbels, Overmantle and Turned Posts





## MAGNOLIA KITCHEN



- Doors - Magnolia/Mondello Design
- Comice - Scooped No. 12
- Handles - Stainless Steel Pillar
- Glass Case - Fretted Frame



# DARK WALNUT KITCHEN

- Doors - Dark Walnut/MFC with 2 mm pvc edge
- Extractor - Stainless Steel
- Handles - Bow Stainless Steel
- Worktop - Beech





## MAPLE KITCHEN



Doors - Maple/Shaker Style



Worktop - Solid Wood



Handles - T Bar, Stainless Steel

Canopy - Shaker Style

Pillars - Shaker Style

Comice - Shaker Style





## PIPPY OAK KITCHEN





- Doors - Pippy Oak/Argus Design
- Worktop - Granite
- Canopy - Traditional
- Handles - Black Latch
- Sink - Under Mounted
- Cornice - Scooped No. 12



## ASH BEDROOM



- Doors - Ash/Argus Design
- Handles - Brushed Aluminium
- Pelmet - Classic
- Comice - Shaker Style
- Headboard - Argus
- Lockers and Alcove Fronts









## IVORY WARDROBE

- Doors - Ivory/Bandon Design
- Handles - Black
- Mouldings - Traditional on a 60mm detail rail
- Pillars - Fluted
- Mirrors - Fretted Frame









## DARK WALNUT WARDROBE

- Colour - Dark Walnut
- Door Design - Slab
- Pillar Design - Slab to match the doors
- Frames - White Glass
- Handles - Chrome T. Bar
- Headboard - Arched Oriental

# LIGHT WALNUT WARDROBE



- Colour - Light Walnut
- Door Design - Texas
- Pillars - Fluted
- Cornice - Traditional
- Handles - Pewter D. Handle





# MAGNOLIA WARDROBE

- Doors - Magnolia/Newline Design
- Handles - Black. Twisted T Handle
- Mirror - Three Part
- Cornice - Shaker Type
- Dressing Table, Stool





## OFFICE

- Colour - Sekure Cherry
- Door & Drawer Design - Beta
- Handles - Square Scoop Handles (no knobs)





**FRETTED  
FRAME**



**BURLINGTON  
FRAME**



**GEORGIAN  
FRAME**



**OPEN  
FRAME**



**NOVA  
DOOR**



**ANGLED  
DOOR**



**T&G PANEL**



**BEAD & READ  
PANEL**



**WHITE  
ARAN**



**DARK WALNUT  
ORIENTAL**



**MAGNOLIA  
MODERN**



**MAPLE  
ESKER**



**FARMHOUSE PINE  
NEWLINE**



**IVORY  
NEWLINE**



**CHERRY  
HERITAGE**



**ASH  
SHAKER**



**LISSA OAK  
SHAKER**



**WALNUT  
SHAKER**






**BEECH  
CLARE**



**IVORY  
LIFFEY**



**MAGNOLIA  
CAMBRIDGE**



**PIPPY OAK  
CASHEL**



**BEECH  
ARGUS**



**FARMHOUSE  
PINE SLANEY**



**DARK WALNUT  
SLAB**



**MAGNOLIA  
LUCAN**



**IVORY  
MONZA**




**PIPPY OAK  
BANDON**



**SANDY BIRCH  
DIVA**



**LISSA OAK  
SHAKER**



**PIPPY OAK  
CASHEL**




**RUSTIC OAK  
LIFFEY**



**PIPPY OAK  
BANDON**



**DARK WALNUT  
ORIENTAL**



**WALNUT  
TEXAS**



**WINCHESTER OAK  
CLARA**



**LISSA OAK  
MODERN**



**WALNUT  
ARGUS**



**ASH BANDON**



**BEECH DIVA**



**LISSA OAK BARNA**



**BEECH MODERN**



**LISSA OAK SHAKER**



**LISSA OAK HERITAGE**



**WALNUT HERITAGE**



**CHERRY MONDELLO**



**CELTIC BIRCH ARAN**



**RUSTIC OAK ARGUS**



**LISSA OAK ARGUS**



**WALNUT ARGUS**



**PIPPY OAK MONDELLO**



**DARK WALNUT ORIENTAL**



**PIPPY OAK INFRAME**



**CELTIC BIRCH SLAB**



**ASH TARA**



**IVORY TARA**



**F/H PINE NEWLINE**



**IVORY MONDELLO**




**IVORY CORRIB**



**MAPLE ESKER**



**VANILLA NEWLINE**



**F/H PINE ARAN**



**MAGNOLIA INFRAME**



**WINCHESTER OAK CASHEL**



**MAGNOLIA MONDELLO**



**WINCHESTER OAK COTTAGE**



**PIPPY OAK TRINITY**



**VANILLA DELTA**




**DARK WALNUT CLARE**



**IVORY INFRAME**



**WALNUT TEXAS**



**BEECH TEXAS**



**MAGNOLIA LUCAN**



**IVORY LUCAN**



**BEECH CLARE**



**ASH ARGUS**



**F/HOUSE PINE MILANO**



**PIPPY OAK SHAKER**



**WALNUT MONDELLO**



**IVORY MONZA**



**BEECH HERITAGE**



**DARK WALNUT HERITAGE**



**LIGHT OAK LIFFEY**



**MAGNOLIA CAMBRIDGE**



**CHERRY SLAB**



**WINCHESTER BANDON**

## FOILED PELMETS, PILLASTERS & POSTS



**ORIENTAL**



**CLASSIC**



**LAUREL**



**SCALLOPED**



**FRETWORK**



**WINERACK RAIL**



**FLUTED PILLASTER**



**DENTAL RAIL**



**1**



**2**



**3**



**4**



**5**



**6**



**7**

- 1. BARLEY TWIST**
- 2. FLUTED POST**
- 3. TURNED POST**
- 4. REEDED POST**
- 5. WALL UNIT PILLAR**
- 6. BASE UNIT PILLAR**
- 7. BASE PILLAR**

**ALL POSTS & PILLARS AVAILABLE IN ALL STANDARD LENGTHS UP TO 2400MM**

## MOULDINGS & CANOPIES



**TRADITIONAL  
CORNICE**



**SCOOPED  
CORNICE NO. 12**



**CORBELL**



**SHAKER  
LIGHTSHIELD**



**SHAKER  
CORNICE**



**TRADITIONAL  
LIGHTSHIELD**



**STRAIGHT, SCOOPED  
DRAWER FRONT**



**SHAKER CANOPY FASCIA**



**CURVED SCOOPED  
DRAWER FRONT**



**WALNUT CANOPY FASCIA**



**WINE RACK**

# HEADBOARDS



***Newline Cherry***



***Oriental Maple***




***Liffey Beech***




***Arched Oriental Dark Walnut***




***Mondello Walnut***



***Texas Walnut***



***Delvin Magnolia***



***Bandon Lissa Oak***

*Always check as colours may vary due to the printing process*